



RELEASE NOTES

---

# VALERUS DESKTOP CLIENT BUILD 25.100.16.2331

---

March 2025

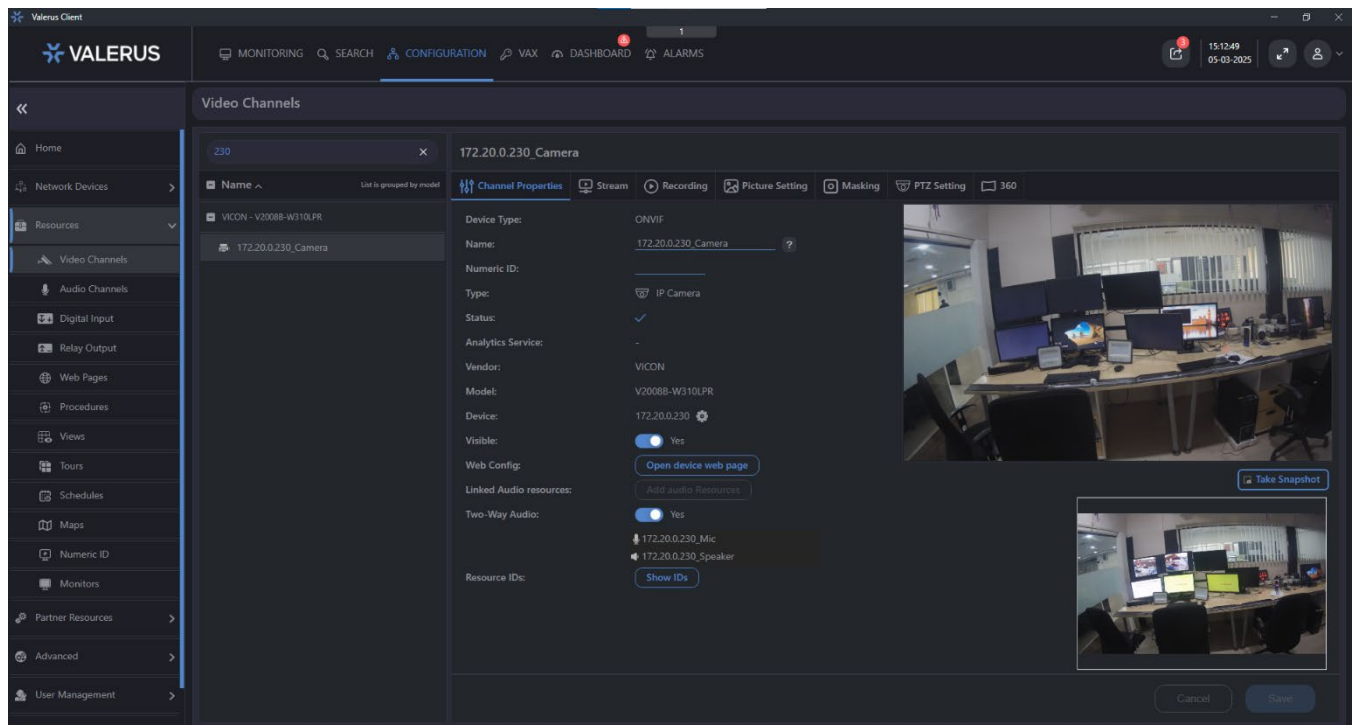
## General Description

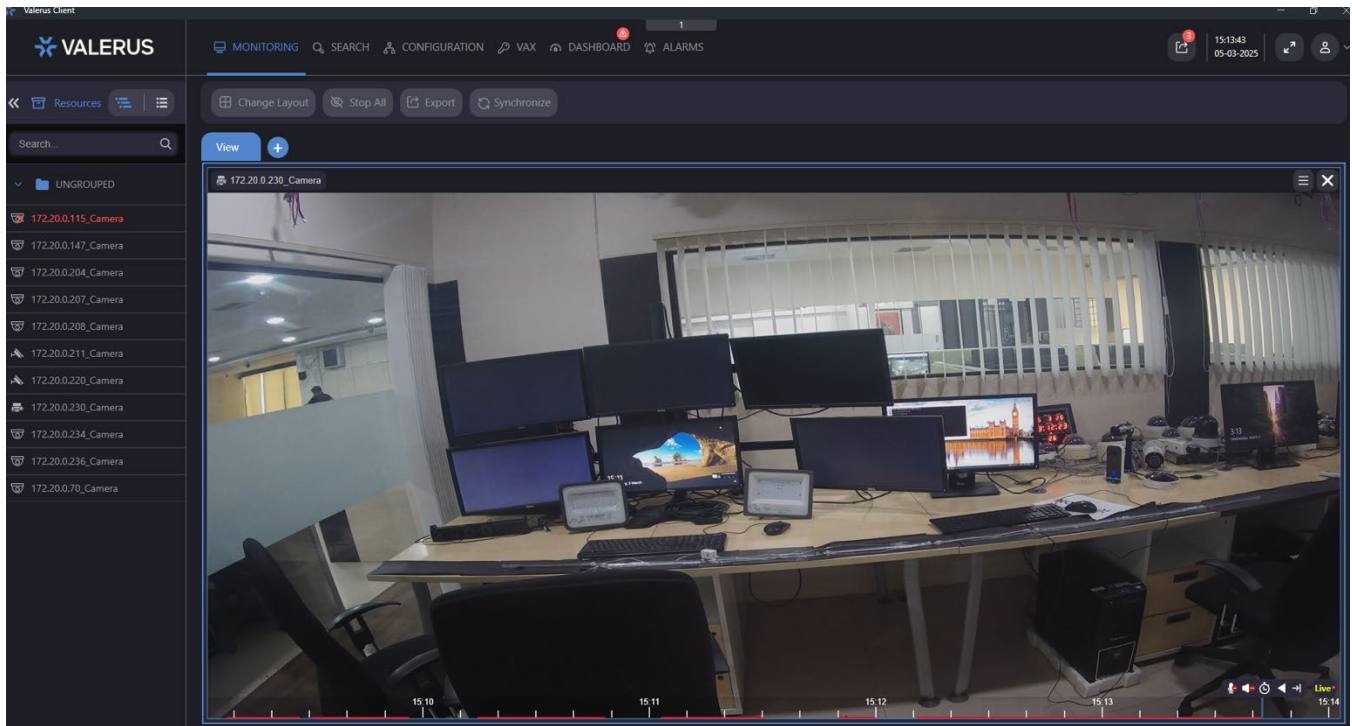
Vicon is releasing a new Desktop Client application for Valerus VMS. These release notes focus on highlighting feature enhancements, improvements/bug fixes and known issues. Installing this version with a currently installed Valerus VMS instance will not require any new licensing and will not change any system settings.

## Feature Enhancements

### Two Way Audio

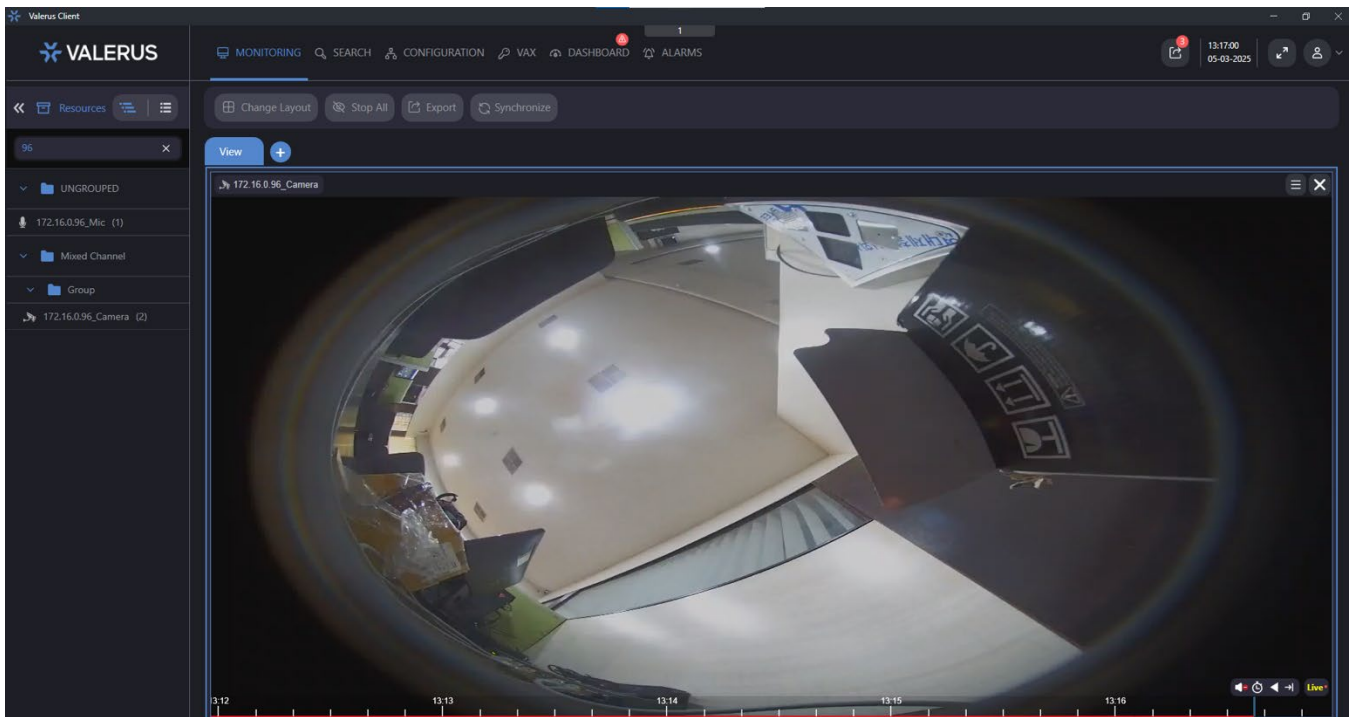
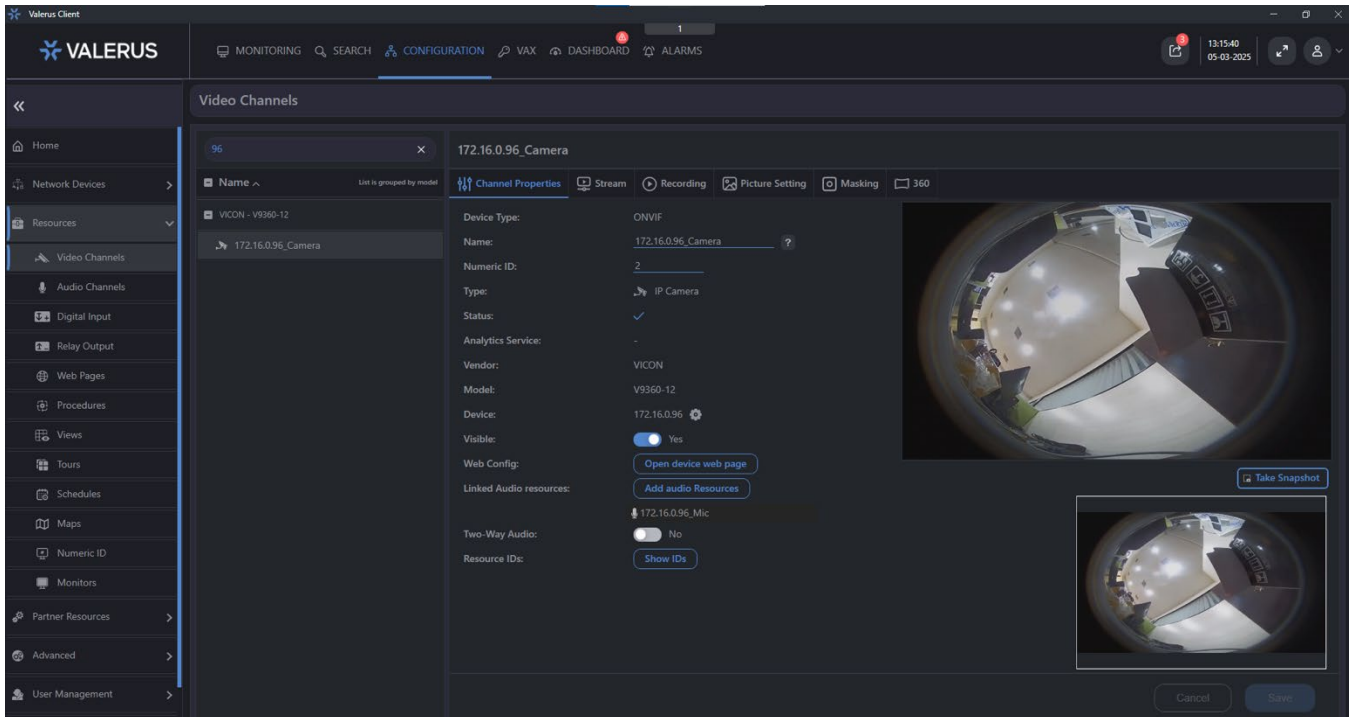
Valerus now supports two-way audio communication with full duplex mode for supported cameras on the Desktop Client, and configuration is possible through the Web Client. If the two-way audio option is enabled from the camera configuration, as shown below, then user will be able to use two-way audio on the Monitoring screen.





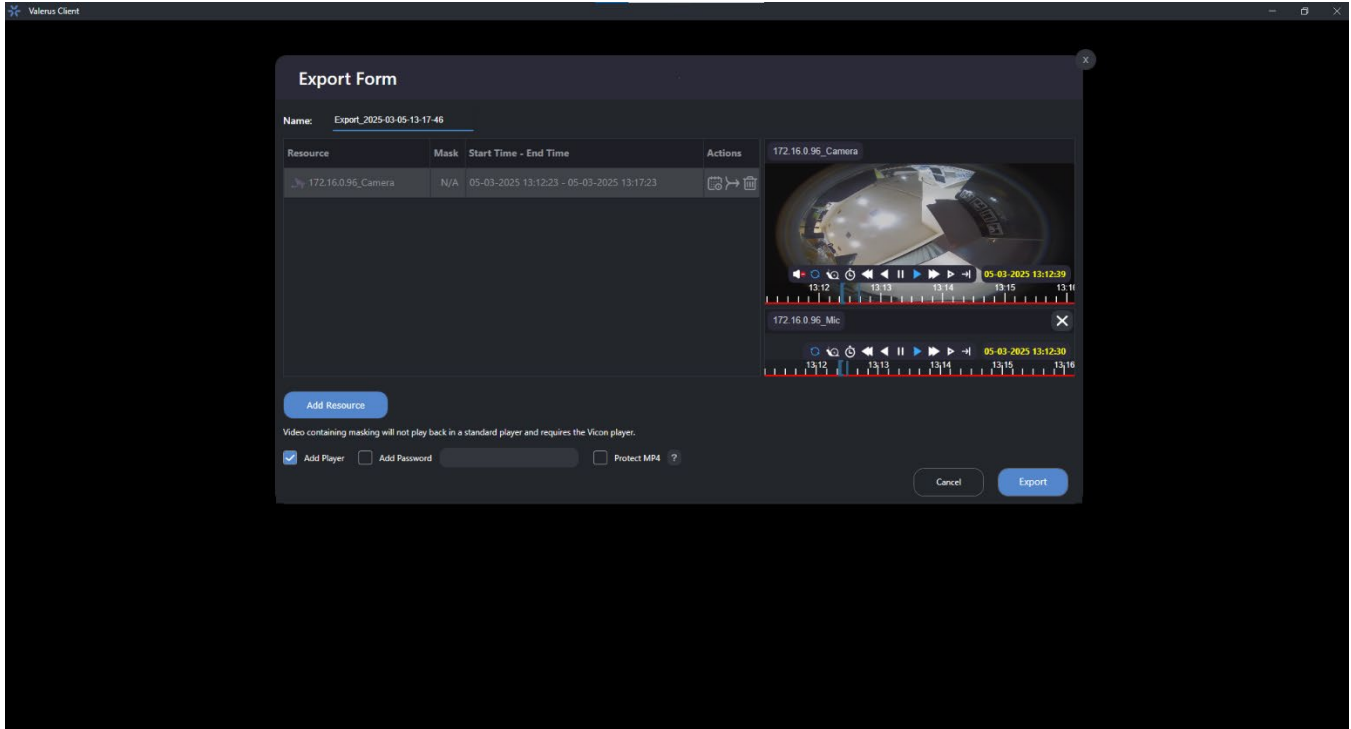
## Mixed Channel

Mixed Channel is now supported on the Desktop Client. Any normal video channel can be converted into a mixed channel by linking up to 2 audio resources to the video channel. Then a user can view the video and hear the audio of associated audio channels from the same player window on the Monitoring screen, with options to mute/unmute the audio and adjust the audio volume.



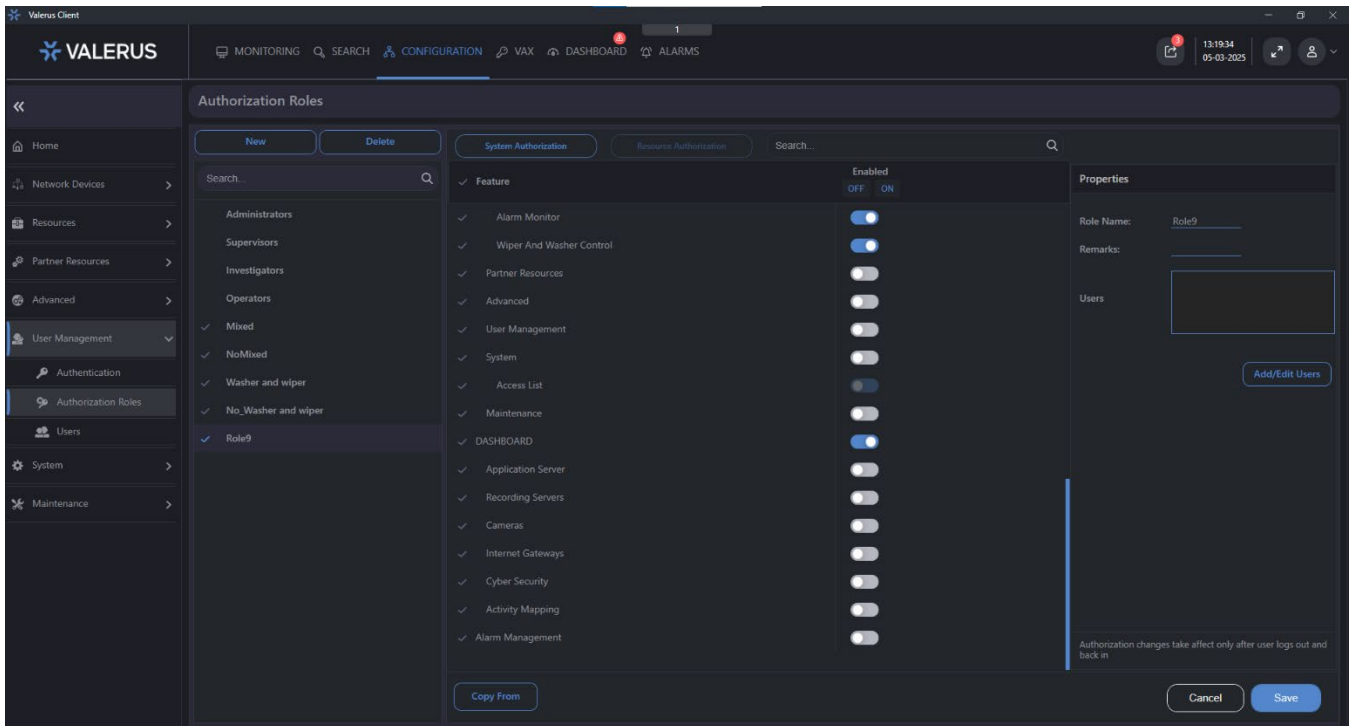
## Merged Audio & Video Export

The ability to merge video and audio into a single MP4 file during export is now included, ensuring that both the audio and video are properly synchronized. The merged MP4 file will playback in a standard media player like VLC.



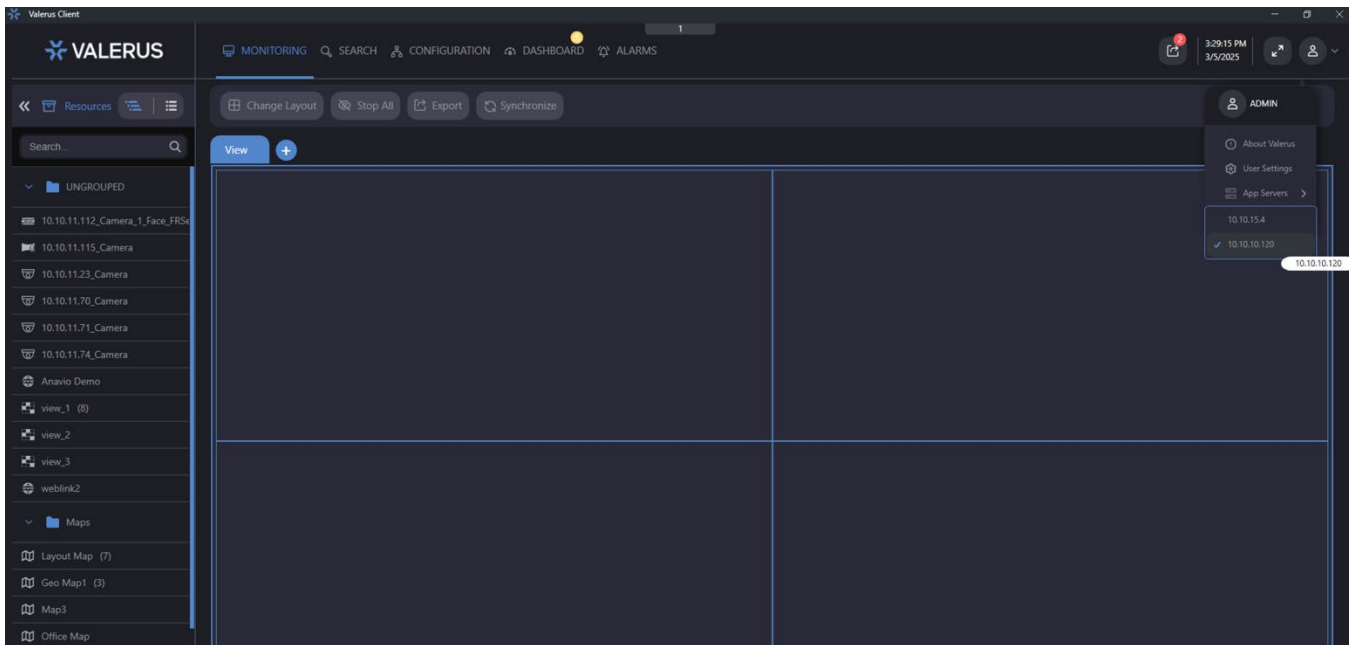
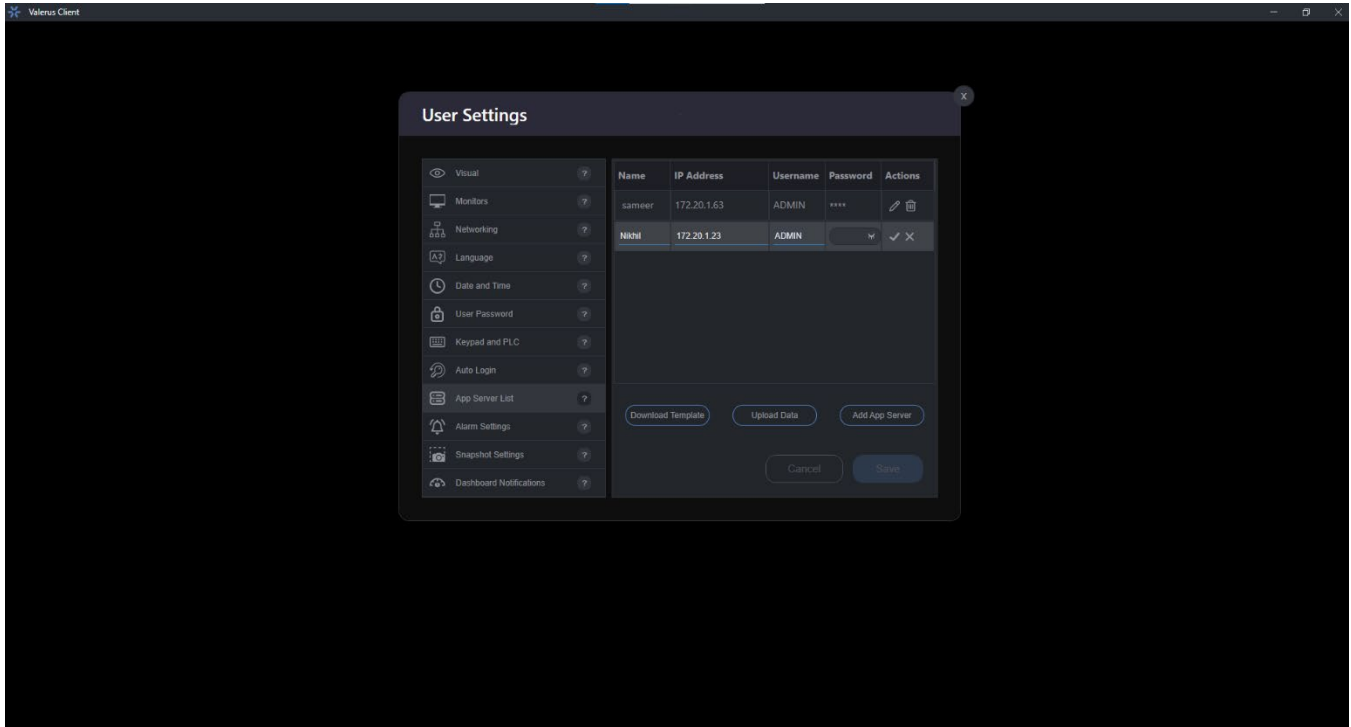
## Dashboard Authorization Improvement

The System Authorization for the Dashboard has been improved with sub-modules for more granular controls.



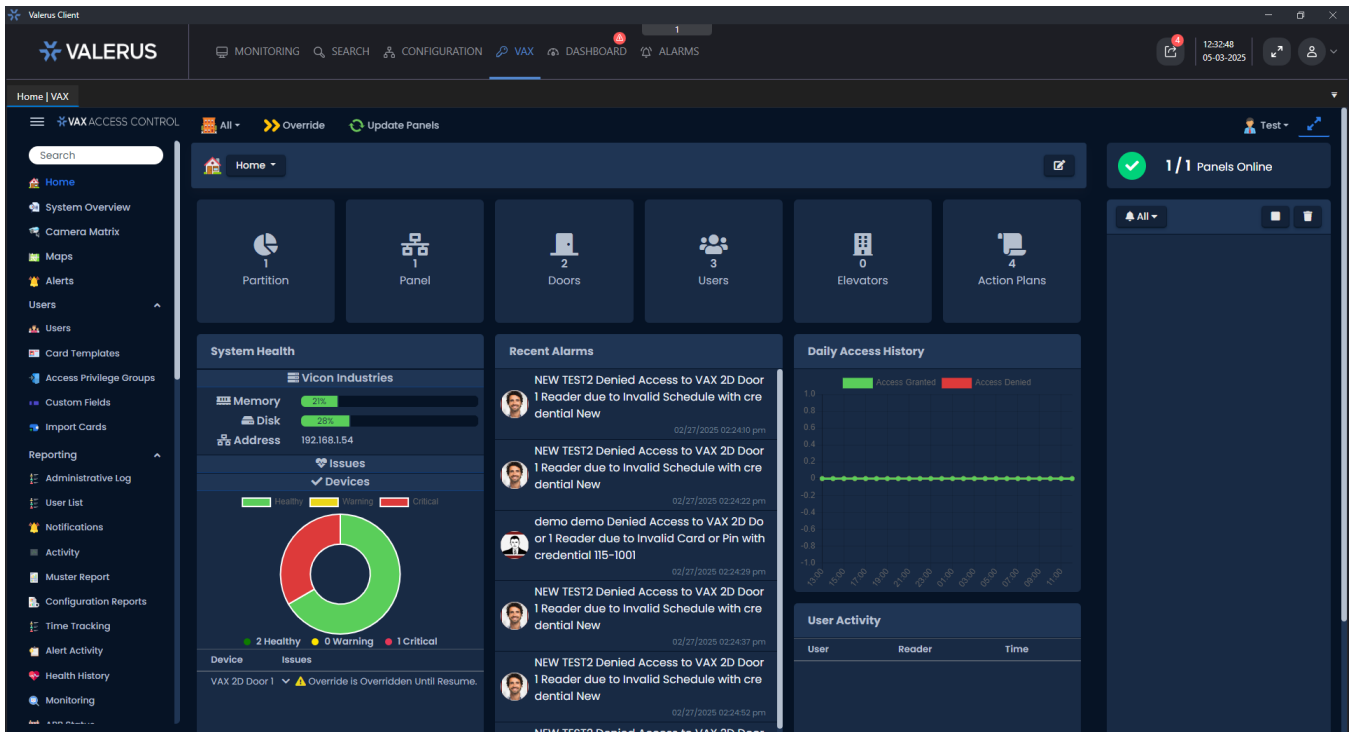
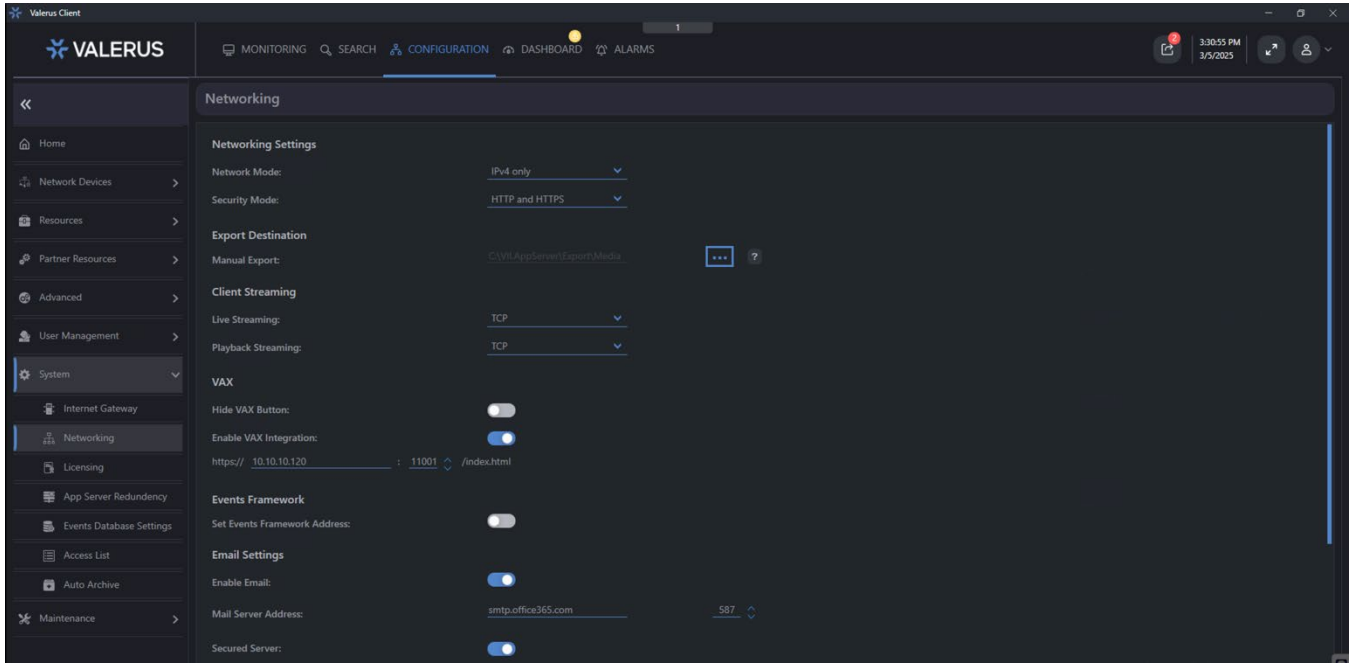
## Ability to Switch between App Servers

Multiple Application Server IPs can now be added in the Desktop Client and easily switch between them in the Monitoring page.



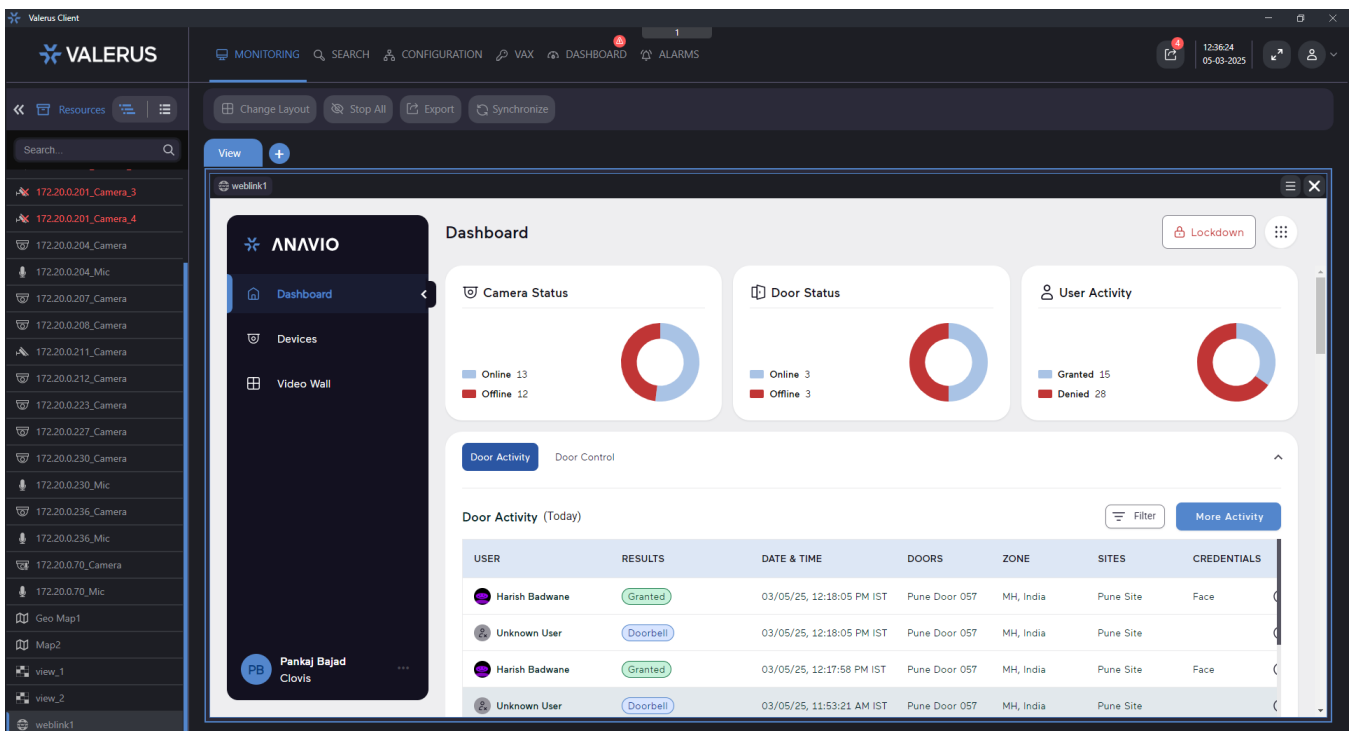
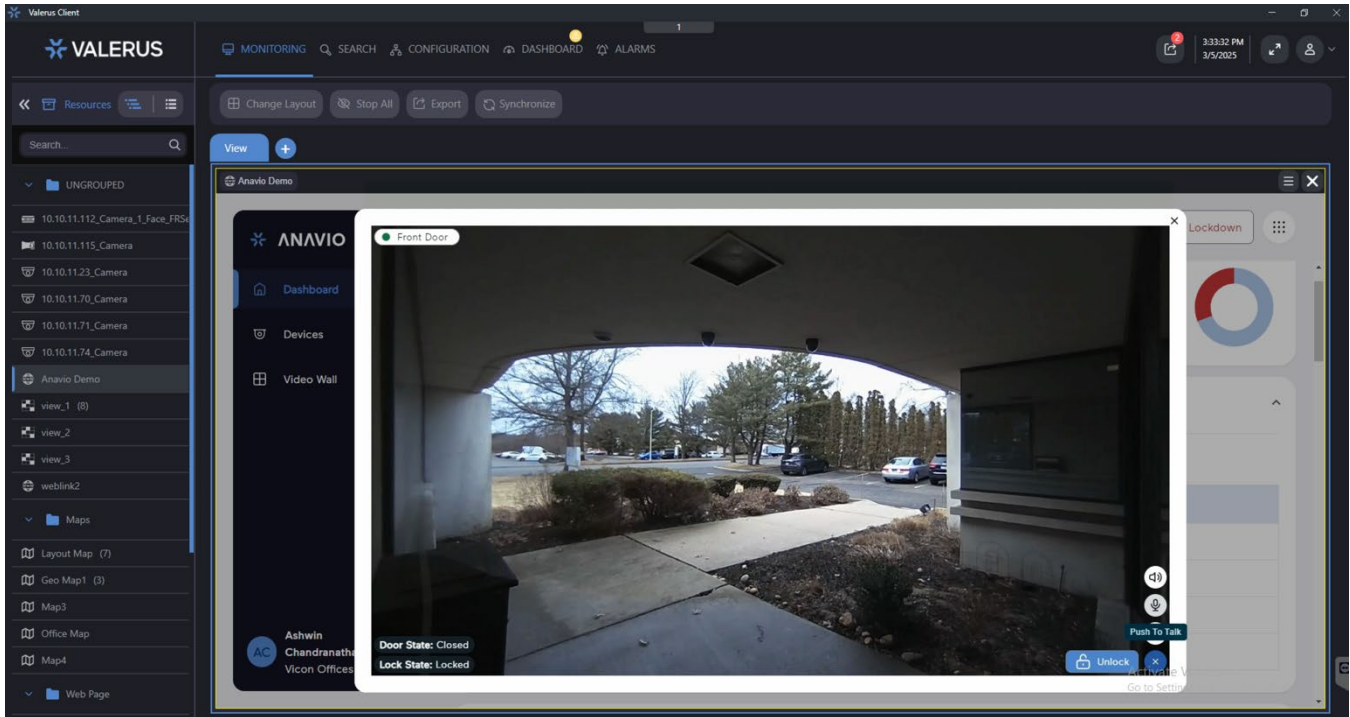
## VAX Web View for Desktop Client

A system Administrator can now configure VAX integration within the Desktop Client, so that VAX functionality can be accessed seamlessly without opening a separate web browser.



## Anavio Web View for Desktop Client

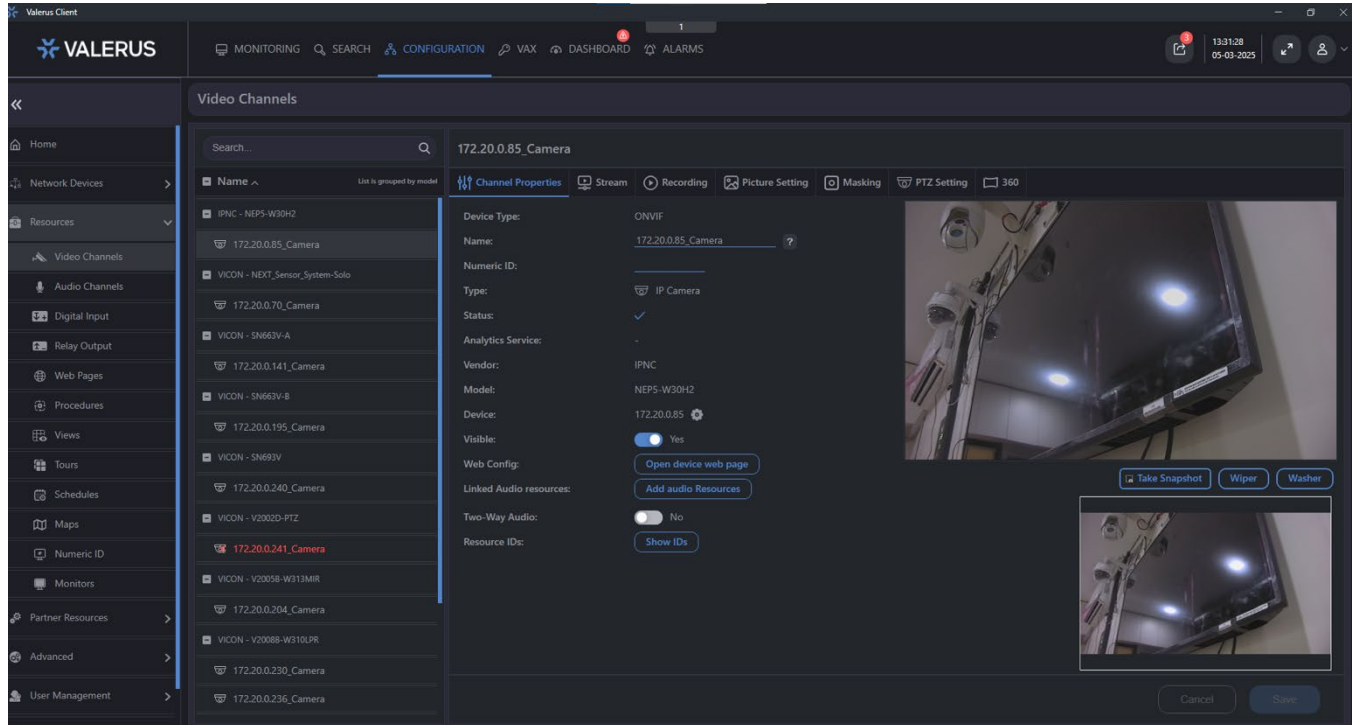
A system Administrator can now configure Anavio within the Desktop Client and use two-way communication.





## Camera Wiper & Washer Functionality

In order to have good visibility in adverse weather conditions such as rain, snow, or dust accumulation, the wiper and washer mechanisms on supported cameras can be remotely activated and controlled.



## Improvements and Fixes in this Version

### ViconNet Gateway

Fixed an issue where cameras are not displaying on Monitoring page if user adds ViconNet Gateway on Desktop Client application.

### PTZ Presets Not Working in Views

Addressed a bug where PTZ presets do not activate in custom views.

### Unable to Add Camera Manually

Fixed the issue where from the Configuration tab->Network Devices->Cameras and Devices, "Add Devices Manually" is clicked and all the information for the new IP camera is entered, after hitting the "Apply" button, the loading icon is displayed continuously.

### Camera and Devices Report Not Saving

Fixed the issue where from the Configuration tab->Network Devices->Cameras and Devices menu, if Export is clicked on and either xls or html is chosen to save a report of the devices, the loading icon displays continuously, and a report cannot be downloaded.

### [Vicon AI Camera Analytics Rules not Triggering](#)

Fixed an issue where from the Configuration tab->Advanced->Rules menu, if a Vicon AI camera is chosen and an analytic (e.g., motion detection) is selected, when that event occurs, the Rules does not trigger.

### [Alarm Icon in Map](#)

Fixed the issue where the Alarm red dot icon is not displayed on triggering alarm for Resources.

### [Quick Audio Playback from Map](#)

Fixed the issue where the mic playback window is not opening on maps in the Monitoring tab when the mic icon is right clicked to do quick playback.

### [VMDC Monitor Alarm Display Issue](#)

Resolved an issue where, upon an alarm being triggered on the VMDC Monitor, the layout did not display correctly on the detached monitor.

### [Misalignment of Detached Monitors After Alarm or Rule Triggers](#)

Fixed an issue where the detached window would not align correctly if an Alarm or Rule triggered and the detached monitor was moved.

### [Dashboard Status for Microphones](#)

Fixed the issue where microphones are not appearing in the storage distribution list.

### [Alarm Details Not Displaying](#)

Resolved an issue where newly created alarms would not display their properties after the Save button was clicked.

### [Masking Moves Over on Its Own](#)

Resolved an issue where masking unexpectedly shifted position.

### [Masked Exported Video Playback](#)

Fixed a problem with playback of masked exported videos.

### [PLC/Keypad Support](#)

Addressed bugs preventing cameras from stopping rotation after exiting the VN-KEYPAD, switching back to the previous layout using PLC/Keypad and unable to do PTZ control on another Client machine using PLC/Keypad.

### [Display Monitor ID on Detached Tab](#)

Implemented a feature to display the Monitor ID on the detached tab.

## Known Issues

### Wiper and Washer Controls

Wiper and washer controls are enabled for some camera models that do not support this feature and shows an error message when user tries to use it on a non-supported camera.

### Synchronization for Mixed Channel

Synchronization feature is not working for mixed channel.

### Allow Closing without Handling Feature is Not Working

The alarm cannot be closed without clicking on the handle button, even if "Allow closing w/o handling" button is enabled in Alarm Configuration tab.

### Lag on Masked Video

For Thumbnail and Museum Search, a lag is observed for fisheye cameras that have masks enabled.

### Masked Video in New Standalone Player

Masked and protected video exports in standalone player only work for H264 codec; for other codecs, use Web Client to export videos.

### Synchronization in New Standalone Player

Synchronization function when using FF (fast forward) above 4x speed does not work.

### Dragged Audio Sync Issue with Video

In the Monitoring tab, when video is in sync mode and an audio channel is dragged into a pane, it does not sync with the video.

### Rules Triggering Issue for Custom User

For a Custom user who is authorized for all resources and feature permissions, if there are Rules that are created in the Desktop Client, its action is not displayed. However, if the Rules are created in the Web Client, then the action is displayed in the Desktop Client.

### Digital Input and Relay Output Names Do Not Show in Maps

When a mouse hovers on a Digital Input or Relay Output on a map, it does not display the name of the resource.

### Dashboard Health Monitoring

The system does not clear the error message from the camera Health Monitoring.

## Limitations

All the features supported by the respective Valerus VMS version will be supported by the Desktop Client with the following limitations in Desktop Client:

- Language translations are partially supported. When a user selects a language other than English, some buttons or menu items may not show the selected language. This will be resolved in a future version.
- Support for MPEG4 Codec

## Pending Feature Implementations

- Valerus ID for Access List
- Follow Admin Monitor Layout

## Availability

The Desktop Client software 25.100.16.2331 is available on Vicon's website. A Quick Guide is provided to outline the installation process.

**Note:** Desktop Client version 25.100.16 is only compatible with Valerus VMS versions 23.400.20, 24.100.39 and 25.100.15.