

Top 10 Reasons to Standardize on a Vicon Solution



The Value-Add of a Holistic Vicon Security Solution

Video management, access control, servers, cameras, LPR technology, perimeter security, AI-based analytics—it's all available from Vicon. This makes purchasing simpler, and when it comes to support, there's no finger pointing and passing the buck that you might see when you're managing multiple vendors.

Plus, when you integrate Vicon's award-winning camera portfolio with our Valerus® Video Management Software (VMS) and VAX® Access Control, you'll be able to leverage a myriad of features that are only available when you standardize on a Vicon solution.



When you standardize on Vicon, you unlock exclusive features that are only available with our end-to-end solution

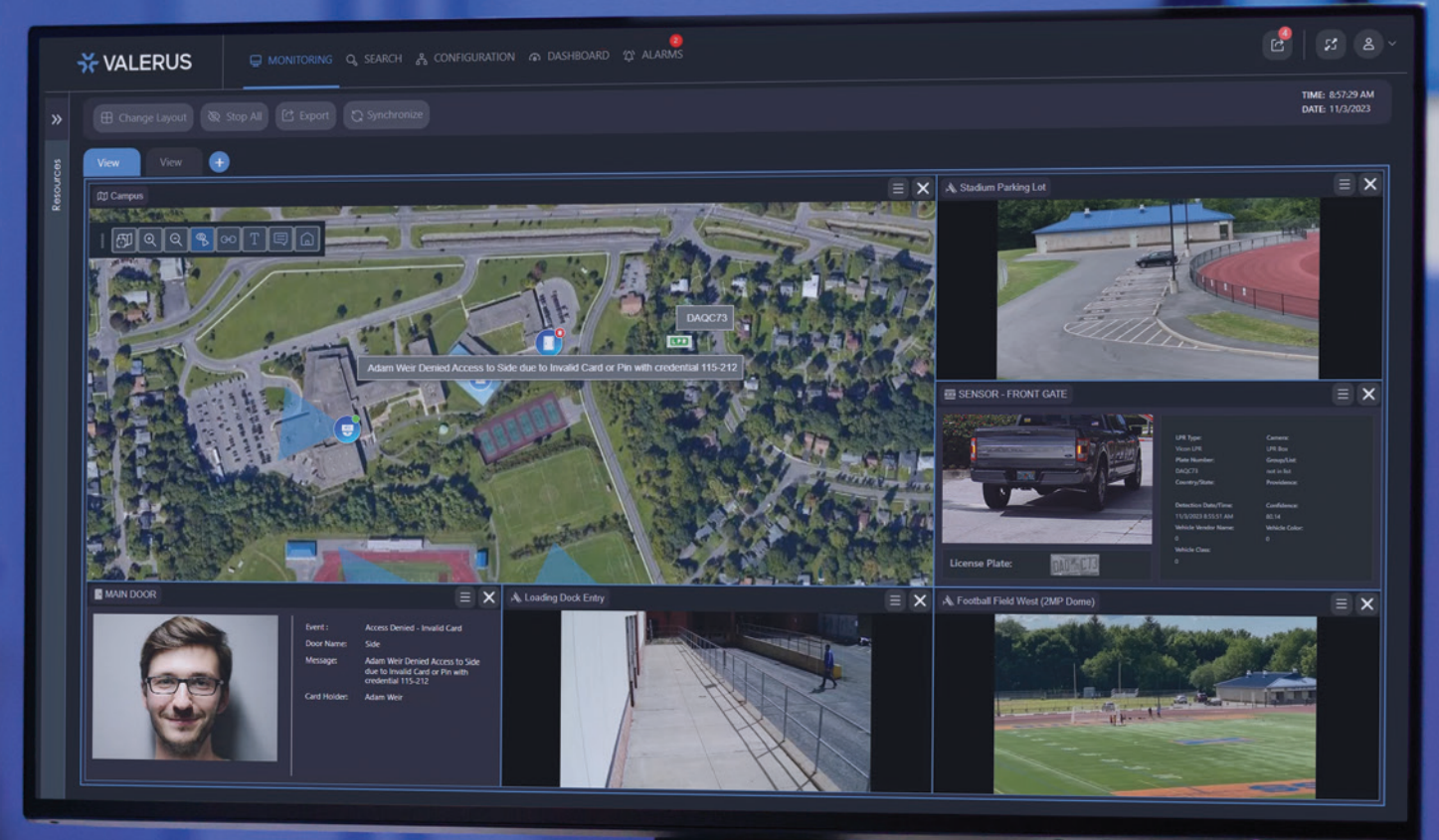
1

Unified Platform

When you standardize on a Vicon-only solution, you'll manage everything as one centralized system, optimizing your security operations locally, across multiple sites, and across the globe.

Manage your cameras, access control, and license plate recognition right from the Valerus VMS UI.

- Maintain situational awareness without having to toggle between apps (no "swivel chair" monitoring).
- Get the information you need to differentiate between real threats and harmless situations.
- Prioritize where to focus your attention, and quickly understand when it's necessary to deploy additional resources.
- The whole UX is more intuitive and predictable, significantly reducing the learning curve.



2

AI-Based Analytics

Vicon's lineup of Roughneck® AI Cameras and Valerus VMS combine to deliver powerful object classification, tracking, recording, and forensic searching.

AI-based analytics allow the camera to distinguish people and vehicles from other objects in a scene. Object-only recording, and the ability to filter out "environmental noise" that can trigger a motion alarm (e.g., shadows, reflections, moving clouds, swaying trees and bushes, etc.), significantly increase operational efficiencies. The result?

- Filter out non-relevant video for faster incident resolution.
- Diminish nuisance alarms.
- Respond to genuine threats quicker, and with fewer resources.
- Reduce storage requirements (by limiting recording to just object-based motion).



3

Museum Search

Search for motion in an area of recorded video, and receive a list of all events that occurred within that area—delivering much more meaningful search results.

- By searching only for motion in designated areas, and within a certain time period, you will reduce the amount of non-relevant video you watch.
- With our AI cameras, you can also apply object classification filters to your search, and limit your results to just people and/or vehicles, as opposed to “motion in general.”



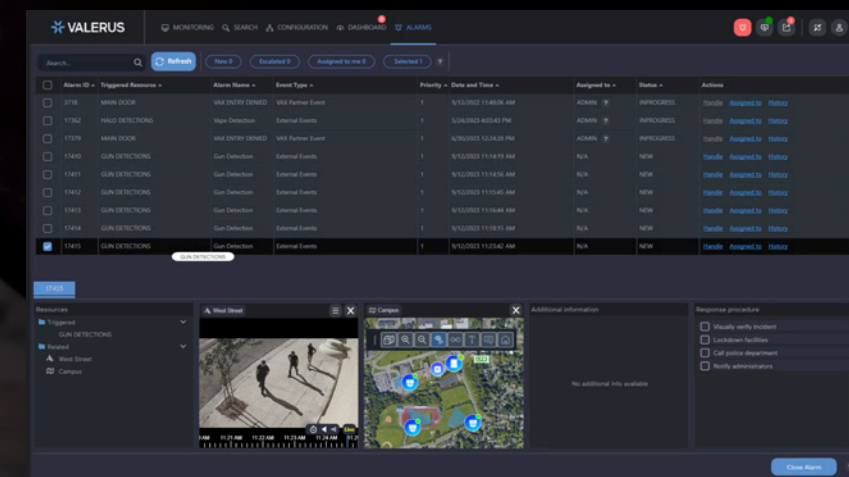
Click or scan to see how quickly Museum Search can find exactly what you're looking for.

4

Centralized Alarm Management and Response

Get centralized management of alerts and notifications directly from the Valerus interface.

- Respond to all of your alarms from the Valerus alarm panel for faster reaction times and a better way to uncover, respond to, and document events and associated video.
- This even includes alarms from third party integrations, like Halo® vape and aggression detection and Omnilert® gun detection.
- From your Valerus map, you'll see VAX and LPR events in real-time, and see the video in two clicks.
- Perform door overrides directly from Valerus to expedite mission critical responses, like single-click lockdowns.
- Valerus “event tiles” pop up pertinent live event details right on the monitoring window, so you can react in seconds without leaving the monitoring screen.



5

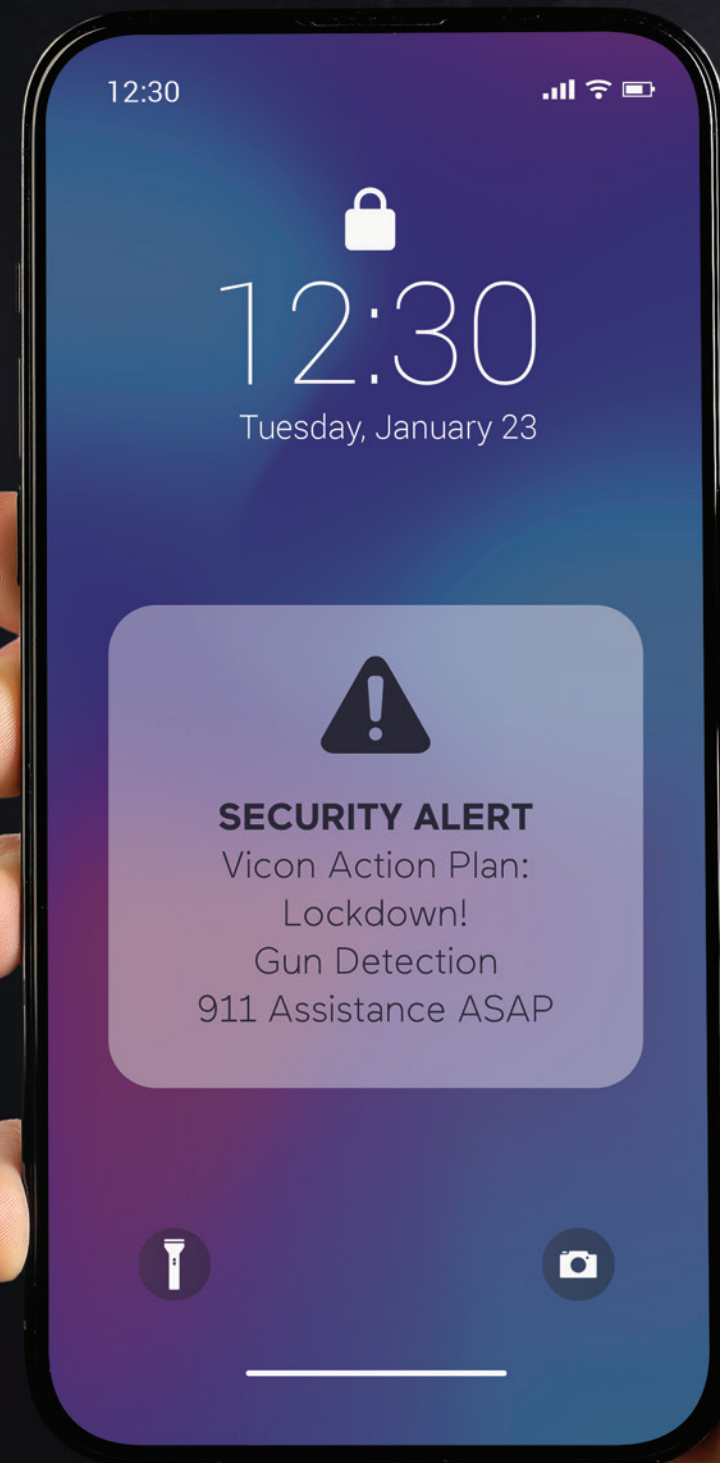
Action Plans

Simply stated, Action Plans are one of the most powerful features in the holistic Vicon solution. They let you hand off business-critical tasks to the software so you can focus the most important items on your to-do list.

For example, if an intruder is detected in the building after business hours, a pre-defined Action Plan could automatically...

Camera detects intruder outside the facility

- Send a text to the head of security >
- Pop up a video alarm notification >
- Turn on the lights in that area >
- Lockdown the facility >**
- Trigger an audible alarm >
- Record at full frame rate >



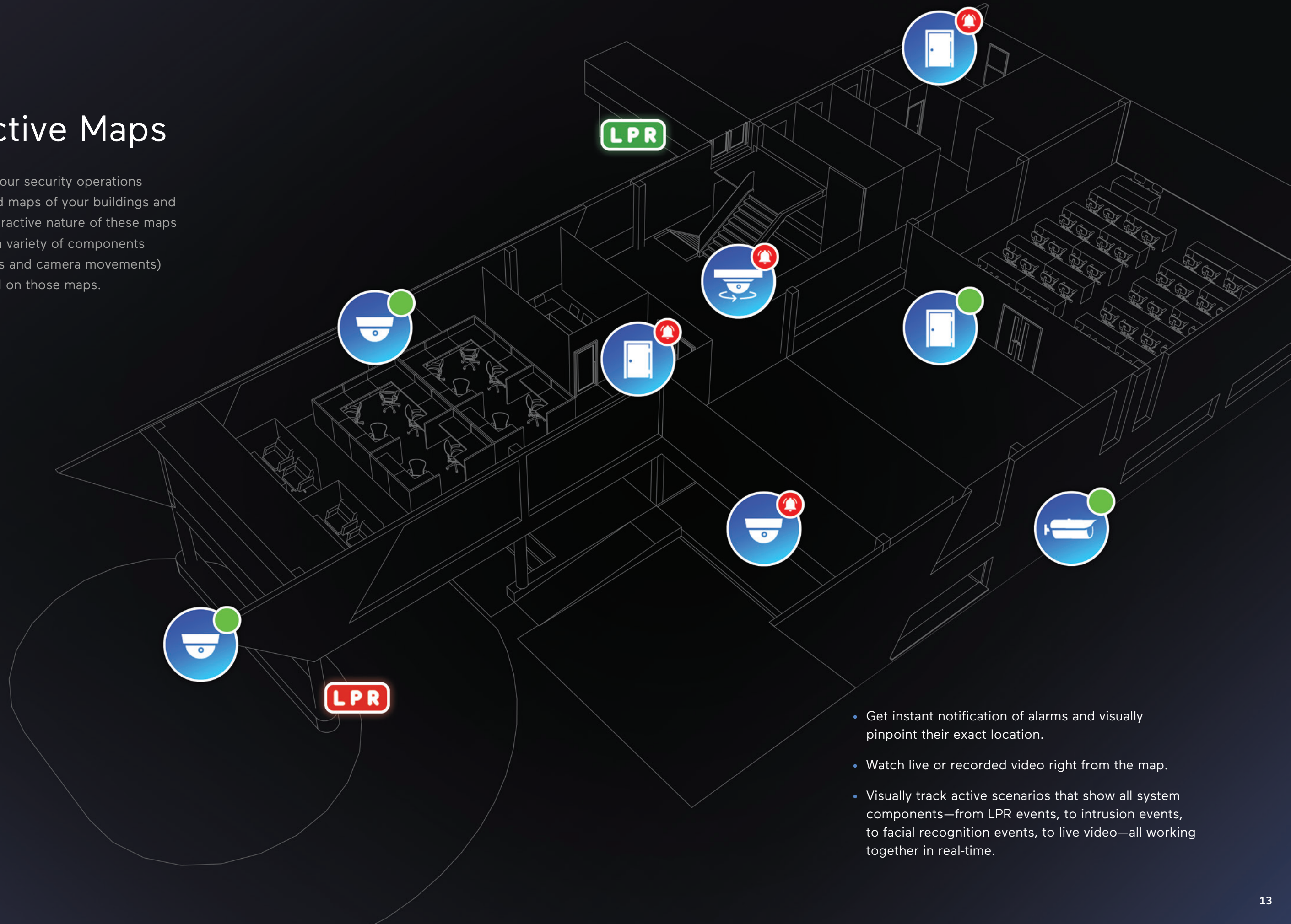
There are a number of ways to trigger an Action Plan, including:

- Click the Action Plan button in VAX.
- Select a specific Action Plan via a drop-down menu in Valerus.
- Click the Action Plan icon on the map of your facility.
- Trigger a physical contact (e.g., a panic button).
- Valerus can trigger the Action Plan automatically based on a video analytic event (e.g., intrusion detection).

6

Interactive Maps

Better visualize your security operations via floorplans and maps of your buildings and campus. The interactive nature of these maps lets you control a variety of components (e.g., door strikes and camera movements) via icons overlaid on those maps.



- Get instant notification of alarms and visually pinpoint their exact location.
- Watch live or recorded video right from the map.
- Visually track active scenarios that show all system components—from LPR events, to intrusion events, to facial recognition events, to live video—all working together in real-time.



7

License Plate Recognition

Capture, store, and search on an unlimited number of license plates, and visually examine details like vehicle color, make, and model in impressive 8 MP detail.



Be notified—in real-time—if a “banned vehicle” has attempted entry at one of your access points.



Gather forensic intel on vehicles, and which parts of your campus they have frequented.




Log specific license plates (e.g., “Terminated Employees”) that will generate an alert—as well as a number of other actions—upon that vehicle’s entry, so you can respond immediately.

8

Free Mobile Apps: Convenience at Your Fingertips

Use your phone to check in on your buildings from wherever you are, unlock your doors, grant access to visitors, and even control and manage certain administrative tasks.



Valerus Mobile App

View live and recorded video, and remotely conduct a "virtual patrol" to assess the situation in advance, prior to taking action. You can also get notifications on your phone about important events.

VAX Mobile App


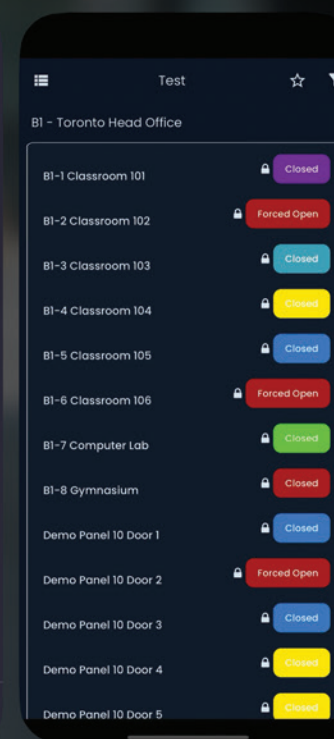
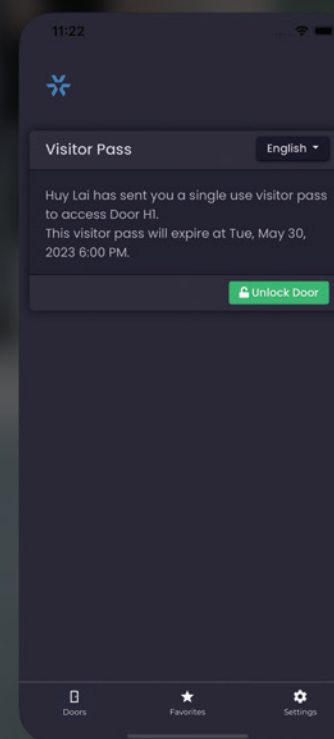
Remotely manage most day-to-day administrative tasks at multiple sites, like unlocking and overriding doors, floors, inputs, and outputs; adding, modifying and deleting users; and initiating Action Plans.

Vicon-Pass App

Authorized visitors can receive a web link—in the form of a text or an email—that will grant them temporary access to a specific door. No need for visitors to install the app; they just click the link.

Touchless Mobile Entry App

Employees can access your facilities via their smartphones for a green, plastic-free solution. Badges and fobs can get lost, but you're never without your cell phone!



All Vicon's Mobile Apps are compatible with iPhone and Android devices, and are available for free via The App Store and Google Play.

9

Lower-Cost Licensing Fees

Our Valerus VMS software is always free, and camera licensing fees are 33% lower when you go with Vicon cameras.

33%



10

Free Support for Your Entire Security Infrastructure

When you integrate different technologies from different vendors, it can be difficult to determine where the problem originated when there's an issue. BUT, when you standardize on a Vicon-only solution, you'll get best-in-class support for your entire system...every component of it. You won't be burdened with having to determine the root cause or figuring out which vendor's tech support to call.

Vicon support is available 24/7 and is always free of charge—with the best response times in the industry—for both integrators and end users.



If you're a decision maker in your business, and you're ready to learn more about our end-to-end solutions, we invite you to contact your local Vicon Integrator or contact a Vicon Sales Rep directly.

Corporate Headquarters

Vicon Industries Inc.
Tel: 631.952.2288
Toll-Free Sales: +1.800.645.9116
Email: sales@vicon-security.com

European Headquarters

Vicon Industries Limited
Tel: +44 1489 566300
Sales: +44 1489 566310
Email: uksales@vicon-security.com



Vicon and its logo are registered trademarks and Vicon Valerus, VAX, Roughneck and their logos are trademarks of Vicon Industries Inc. Product specifications are subject to change without notice. Copyright ©2024 Vicon Industries. All rights reserved. Vicon part number 8015-5152-00-00 Rev-00. All other trademarks used in this publication are the property of their owners.

vicon-security.com